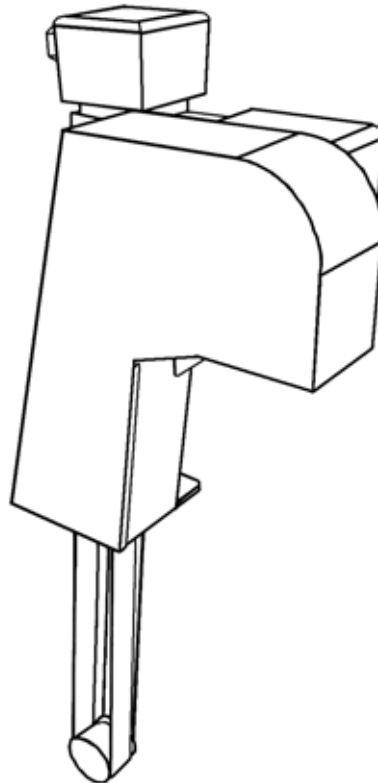


# Instruction Manual

Oil Skimmer Type:HOS-25/75



Thank you for purchasing.  
Please be sure to read these instructions before use.

MANUFACTURER: HAKUSANKIKO Co.,Ltd.

4-10 Asahigaoka,Hakusan-city,Ishikawa 924-0004 Japan

TEL:076-274-1188

FAX:076-274-4455

E-mail:eigyou@hakusankiko.co.jp

## Precautions

- Remove the lid from the terminal box on the drive motor in order to connect the power supply. (3-phase, 50/60Hz, 200V)
- To avoid serious injury resulting from electric shock, ensure that the equipment is grounded or earthed(Category-3 Equipment Earthling)
- Please run after confirming that the rotation direction of the belt is the same as an arrow of the main body pasting
- If belt rotates in the opposite direction, swap two of the three wires on the power supply.
- Use magnetic switches and pushbutton switches in order to protect the drive motor.
- If something is wrong, please do not drive as it is.
- Do not allow the motor to get wet. This may cause it to short out.



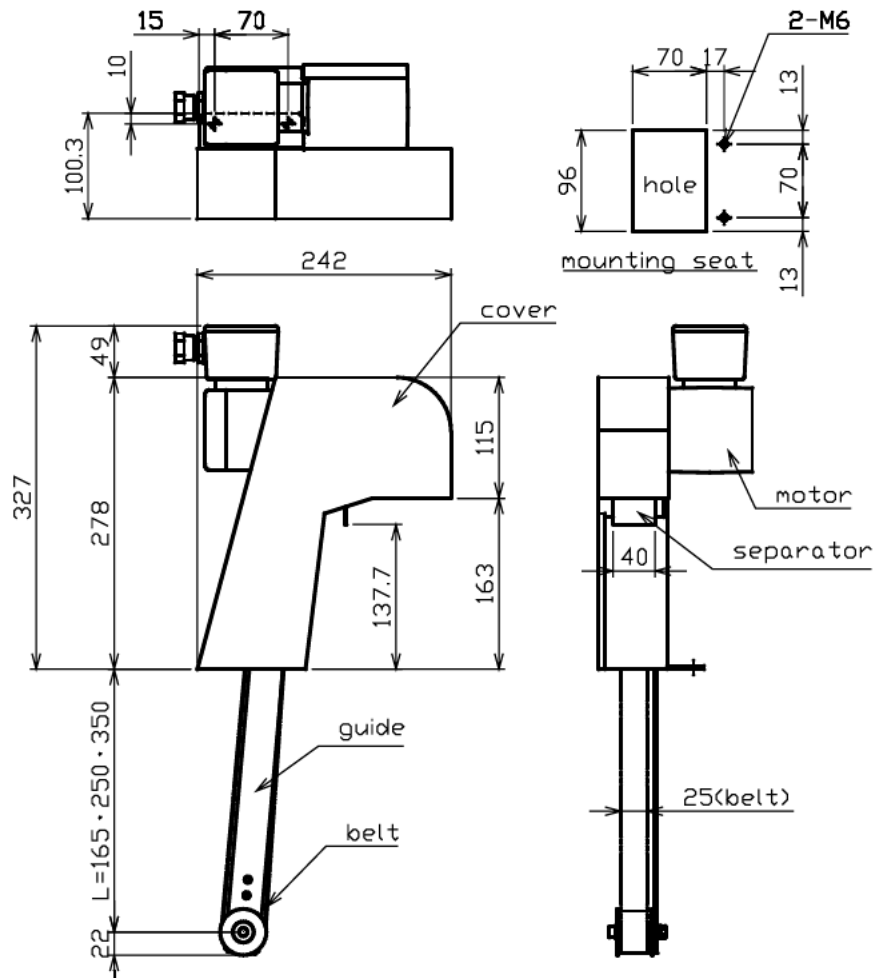
### **WARNING**

Be sure cut OFF the power supply to the machine before performing wiring, connecting the earth wire, or doing maintenance and inspection.

## Warranty

- The warranty period on this equipment is one year from the date of shipment from the factory. If machine faults or malfunctions occur within this one year period, despite proper use of the equipment, the corresponding parts will be repaired or replaced free of charge. However, this warranty is limited to those mechanical parts that have failed or malfunctioned, and no guarantees are provided in relation to expenses or losses incurred as a result of faults, malfunctions or downtime.
- Regardless of the warranty period, expenses(Technical staff callout , repair, replacement, etc)arising in relation to faults and other problems due to the following causes are not covered by the warranty.
  1. Precautions and procedures relating to installation, wiring, operation, and maintenance and inspections were not observed(required tasks not performed or prohibited actions carried out);
  2. Repairs or modifications carried out without approval;
  3. Problems caused by devices not supplied by us;
  4. Problems due to disasters or accidents resulting from natural disasters or natural phenomena:
  5. Use of the equipment in a manner other than set out in the specifications(e.g., use of different coolants, exceeding the flow rate, etc)
- In the event that the cause or causes are unclear, a course of action will be decided on based on discussion and consultation.

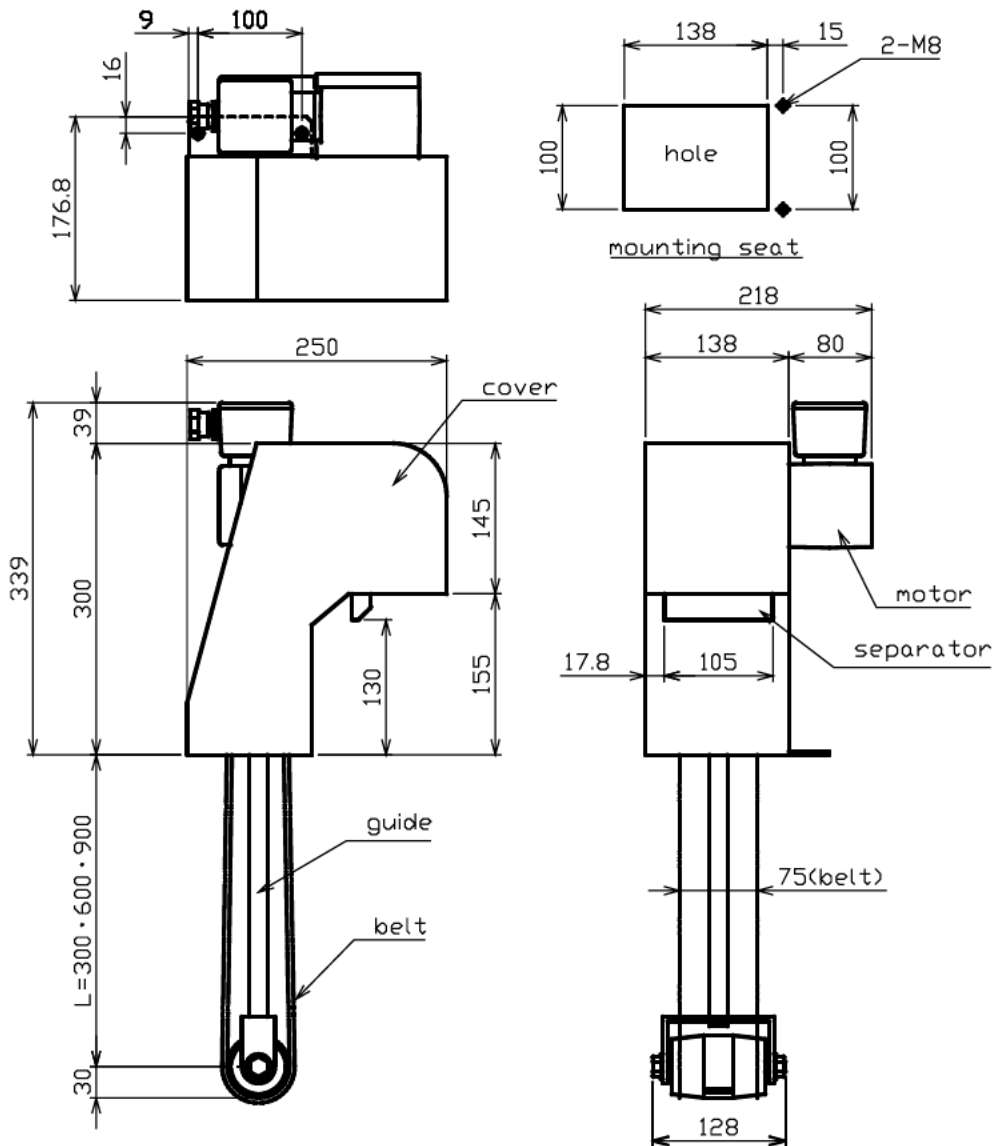
○ Outline Drawing Type:HOS-25



※ Please use the oil-water separator(optional)、 After floating oil recovery.

※ Product Specifications may change without notice.

○ Outline Drawing Type:HOS-75



※ Please use the oil-water separator(optional)、 After floating oil recovery.

※ Product Specifications may change without notice.

(Oil Skimmer)

2012-02